Quadro de Cargas (QM3)

Circuito	Descrição	Esquema	Método de inst.	Tensão (V)	Pot. total. (VA)	Pot. total. (W)	Fases	Pot. - R (W)	Pot. - S (W)	Pot. - T (W)	FCT	FCA	In' (A)	Ip (A)	Seção (mm2)	Ic (A)	Disj (A)	dV parc (%)	dV total (%)	Status
QD24		F+N+T	B1	220 V	1405	1236	S		1236		1,00	0,38	16,8	6,4	4	32,0	10	2,36	2,63	OK
QD25		F+N+T	B1	220 V	1405	1236	T			1236	1,00	0,38	16,8	6,4	4	32,0	10	2,29	2,56	OK
QD26		F+N+T	B1	220 V	1405	1236	S		1236		1,00	0,38	16,8	6,4	4	32,0	10	2,64	2,92	OK
QD27		F+N+T	B1	220 V	1405	1236	T			1236	1,00	0,38	16,8	6,4	4	32,0	10	2,57	2,85	OK
QD28		F+N+T	B1	220 V	1405	1236	S		1236		1,00	0,38	16,8	6,4	4	32,0	10	2,47	2,75	OK
QD29		F+N+T	B1	220 V	1405	1236	T			1236	1,00	0,38	16,8	6,4	4	32,0	10	2,41	2,68	OK
QD30		F+N+T	B1	220 V	1405	1236	R	1236			1,00	0,38	16,8	6,4	4	32,0	10	2,47	2,74	OK
QD31		F+N+T	B1	220 V	1405	1236	R	1236			1,00	0,38	16,8	6,4	4	32,0	10	2,40	2,67	OK
QD32		F+N+T	B1	220 V	1405	1236	R	1236			1,00	0,38	16,8	6,4	4	32,0	10	2,64	2,91	OK
QD33		F+N+T	B1	220 V	1405	1236	R	1236			1,00	0,38	16,8	6,4	4	32,0	10	2,57	2,85	OK
TOTAL					14053	12360	R+S+T	4944	3708	3708										

Quadro de Cargas (QM4)

Circuito	Descrição	Esquema	Método de inst.	Tensão (V)	Pot. total. (VA)	Pot. total. (W)	Fases	Pot. - R (W)	Pot. - S (W)	Pot. - T (W)	FCT	FCA	In' (A)	Ip (A)	Seção (mm2)	Ic (A)	Disj (A)	dV parc (%)	dV total (%)	Status
QD1		F+N+T	B1	220 V	1405	1236	S		1236		1,00	0,38	16,8	6,4	4	32,0	10	1,88	2,09	OK
QD2		F+N+T	B1	220 V	1405	1236	T			1236	1,00	0,38	16,8	6,4	4	32,0	10	1,95	2,16	OK
QD3		F+N+T	B1	220 V	1405	1236	S		1236		1,00	0,38	16,8	6,4	4	32,0	10	1,87	2,09	OK
QD4		F+N+T	B1	220 V	1405	1236	T			1236	1,00	0,38	16,8	6,4	4	32,0	10	1,94	2,16	OK
QD5		F+N+T	B1	220 V	1405	1236	S		1236		1,00	0,38	16,8	6,4	4	32,0	10	2,04	2,26	OK
QD6		F+N+T	B1	220 V	1405	1236	T			1236	1,00	0,38	16,8	6,4	4	32,0	10	2,11	2,32	OK
QD7		F+N+T	B1	220 V	1405	1236	S		1236		1,00	0,38	16,8	6,4	4	32,0	10	2,26	2,47	OK
QD8		F+N+T	B1	220 V	1405	1236	R	1236			1,00	0,38	16,8	6,4	4	32,0	10	2,28	2,50	OK
QD9		F+N+T	B1	220 V	1405	1236	R	1236			1,00	0,38	16,8	6,4	4	32,0	10	2,50	2,71	OK
QD10		F+N+T	B1	220 V	1405	1236	R	1236			1,00	0,38	16,8	6,4	4	32,0	10	2,57	2,78	OK
QD11		F+N+T	B1	220 V	1405	1236	R	1236			1,00	0,38	16,8	6,4	4	32,0	10	2,33	2,55	OK
TOTAL					15459	13596	R+S+T	4944	4944	3708										

Quadro de Demanda (QM3)

Tipo de carga	Potência instalada (kVA)	Fator de demanda (%)	Demanda (kVA)
Uso Específico	14,05	100,00	14,05
		TOTAL	14,05

Quadro de Demanda (QM4)

Tipo de carga	Potência instalada (kVA)	Fator de demanda (%)	Demanda (kVA)
Uso Específico	15,46	100,00	15,46
		TOTAL	15,46

Quadro de Cargas (QM5)

Circuito	Descrição	Esquema	Método de inst.	Tensão (V)	Pot. total. (VA)	Pot. total. (W)	Fases	Pot. - R (W)	Pot. - S (W)	Pot. - T (W)	FCT	FCA	In' (A)	Ip (A)	Seção (mm2)	Ic (A)	Disj (A)	dV parc (%)	dV total (%)	Status
QD12		F+N+T	B1	220 V	1405	1236	S		1236		1,00	0,38	16,8	6,4	4	32,0	10	2,55	2,77	OK
QD13		F+N+T	B1	220 V	1405	1236	T			1236	1,00	0,38	16,8	6,4	4	32,0	10	2,47	2,69	OK
QD14		F+N+T	B1	220 V	1405	1236	S		1236		1,00	0,38	16,8	6,4	4	32,0	10	2,54	2,76	OK
QD15		F+N+T	B1	220 V	1405	1236	T			1236	1,00	0,38	16,8	6,4	4	32,0	10	2,64	2,86	OK
QD16		F+N+T	B1	220 V	1405	1236	S		1236		1,00	0,38	16,8	6,4	4	32,0	10	2,71	2,93	OK
QD17		F+N+T	B1	220 V	1405	1236	T			1236	1,00	0,38	16,8	6,4	4	32,0	10	2,40	2,62	OK
QD18		F+N+T	B1	220 V	1405	1236	S		1236		1,00	0,38	16,8	6,4	4	32,0	10	2,33	2,55	OK
QD19		F+N+T	B1	220 V	1405	1236	T			1236	1,00	0,38	16,8	6,4	4	32,0	10	2,40	2,62	OK
QD20		F+N+T	B1	220 V	1405	1236	R	1236			1,00	0,38	16,8	6,4	4	32,0	10	2,33	2,55	OK
QD21		F+N+T	B1	220 V	1405	1236	R	1236			1,00	0,38	16,8	6,4	4	32,0	10	2,56	2,78	OK
QD22		F+N+T	B1	220 V	1405	1236	R	1236			1,00	0,38	16,8	6,4	4	32,0	10	2,49	2,71	OK
QD23		F+N+T	B1	220 V	1405	1236	R	1236			1,00	0,38	16,8	6,4	4	32,0	10	2,73	2,95	OK
TOTAL					16864	14832	R+S+T	4944	4944	4944										

Quadro de Demanda (QM5)

Tipo de carga	Potência instalada (kVA)	Fator de demanda (%)	Demanda (kVA)
Uso Específico	16,86	100,00	16,86
		TOTAL	16,86

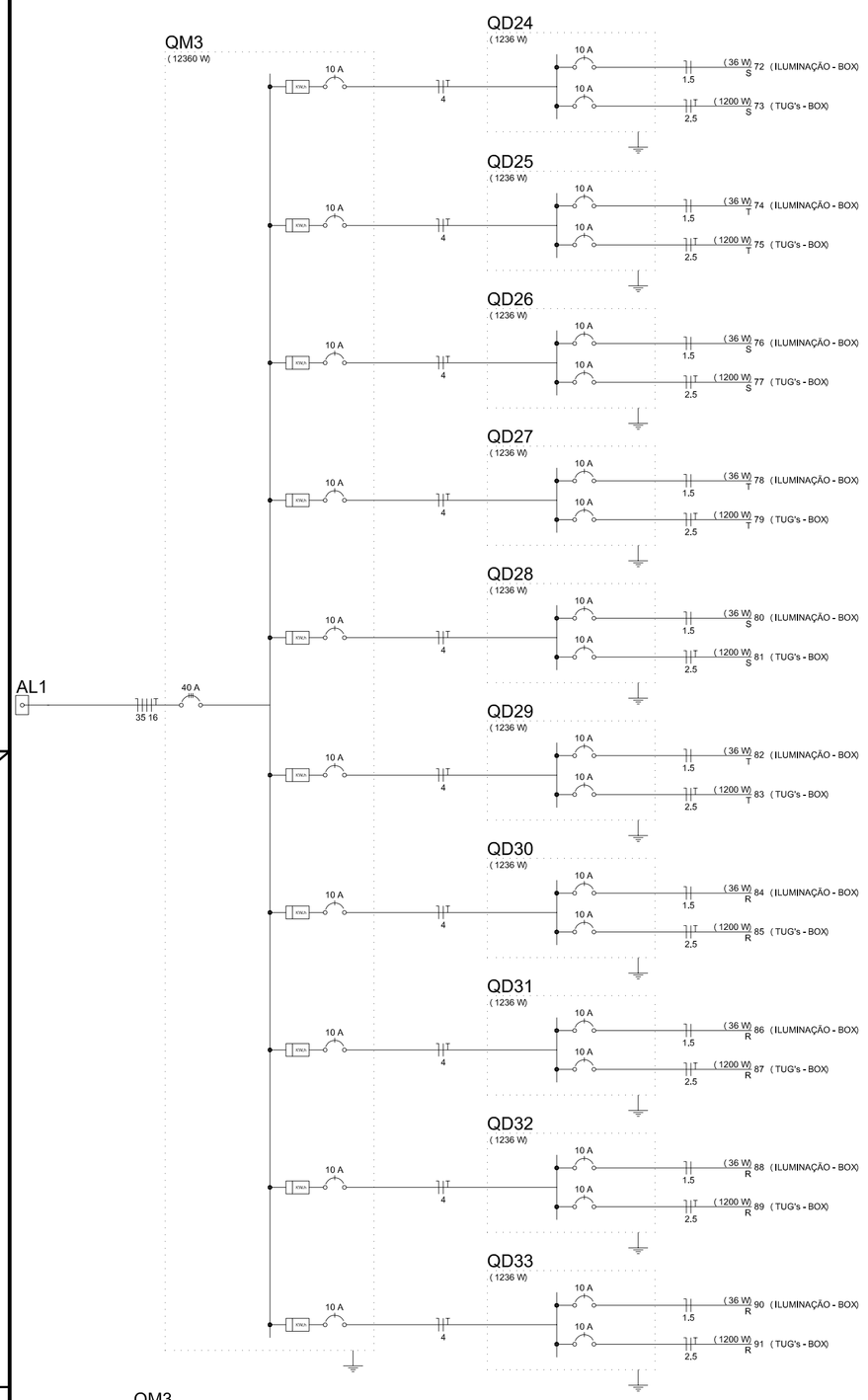

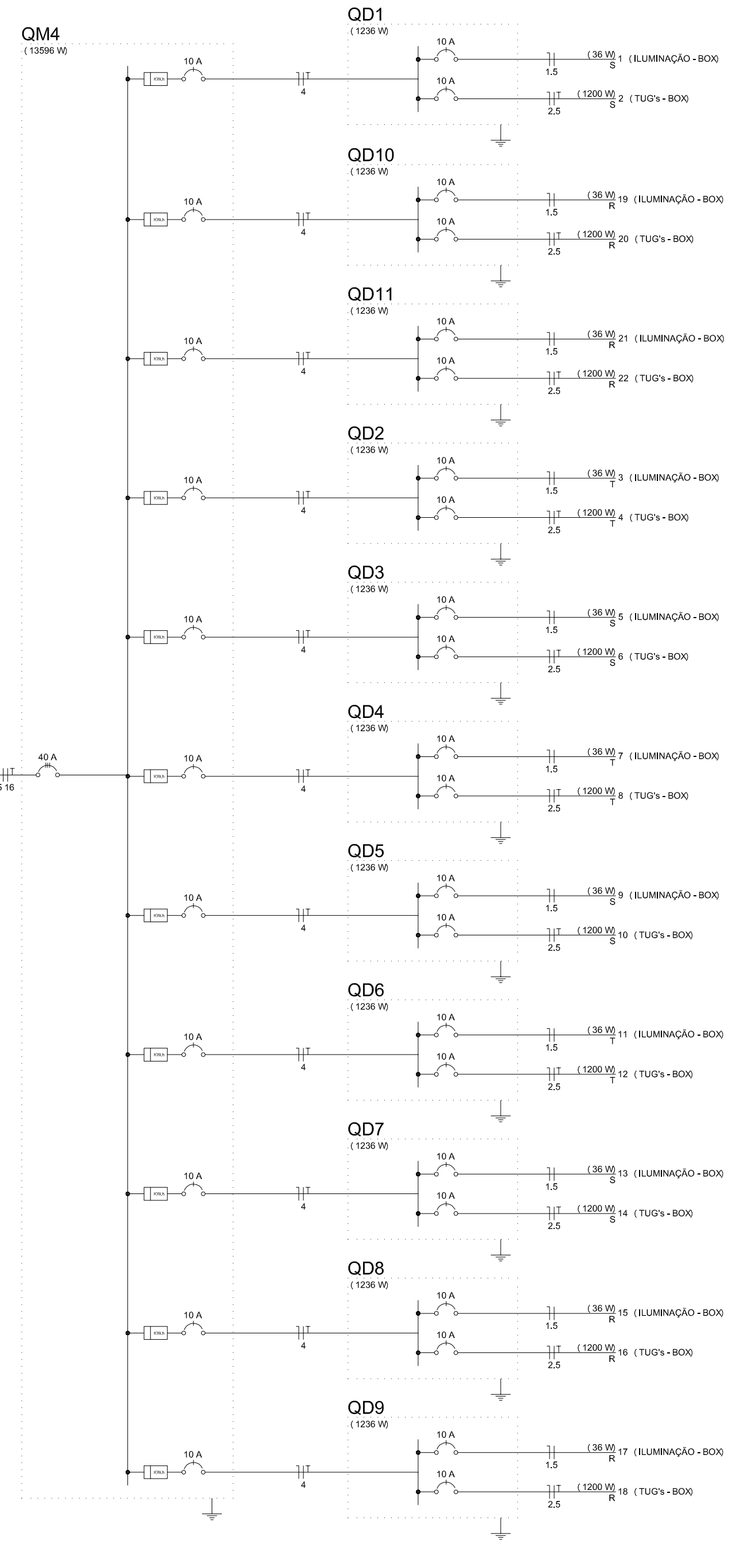

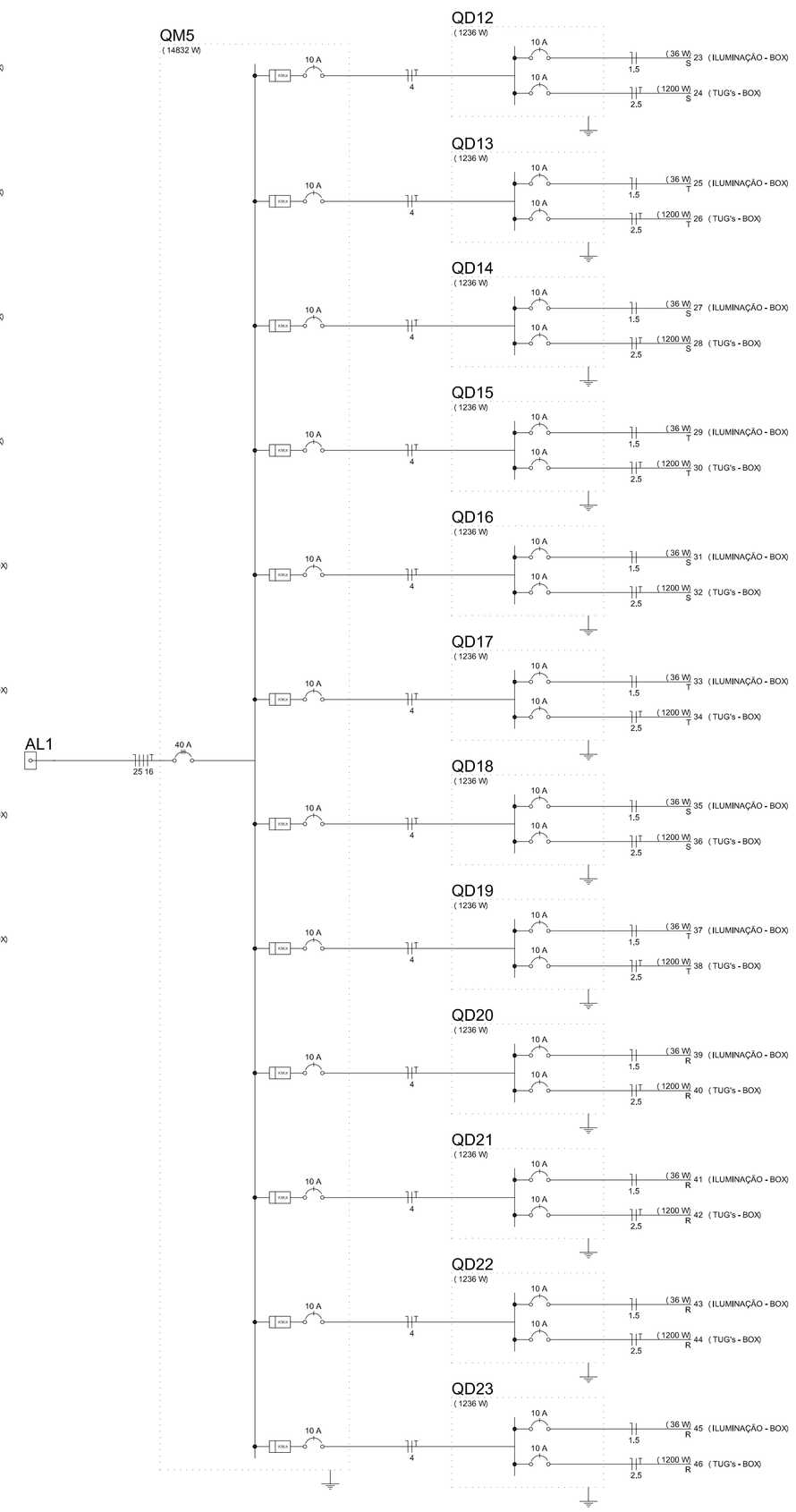

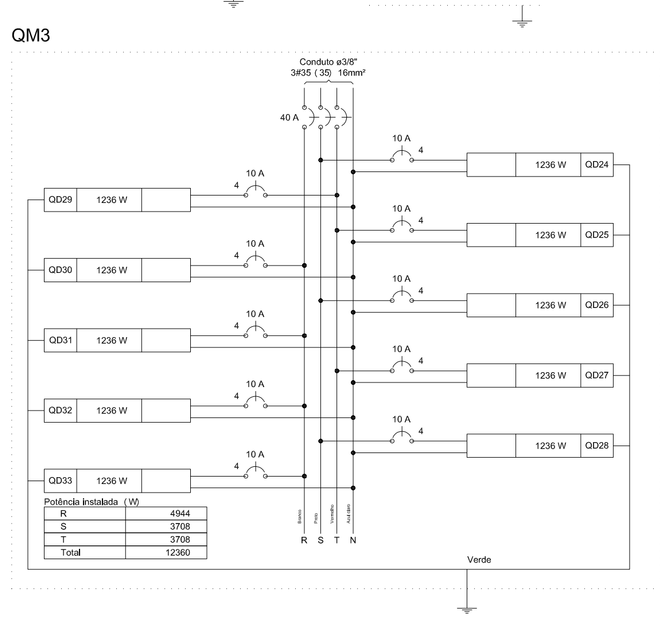

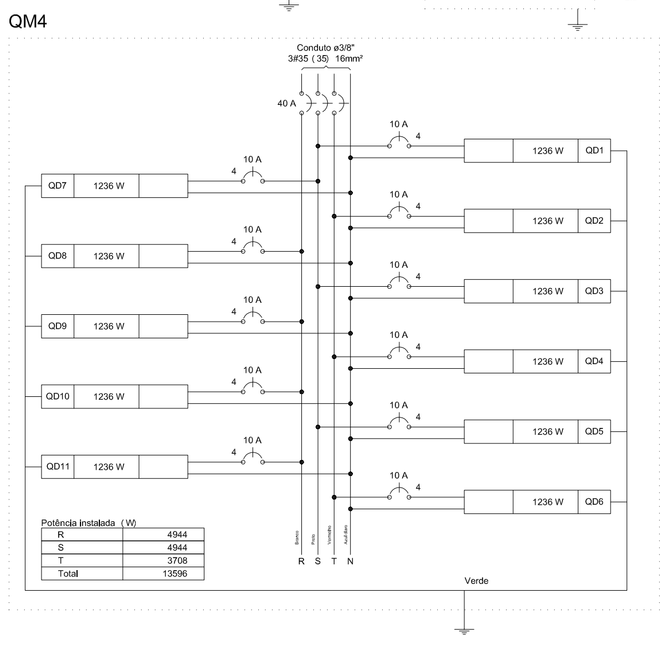

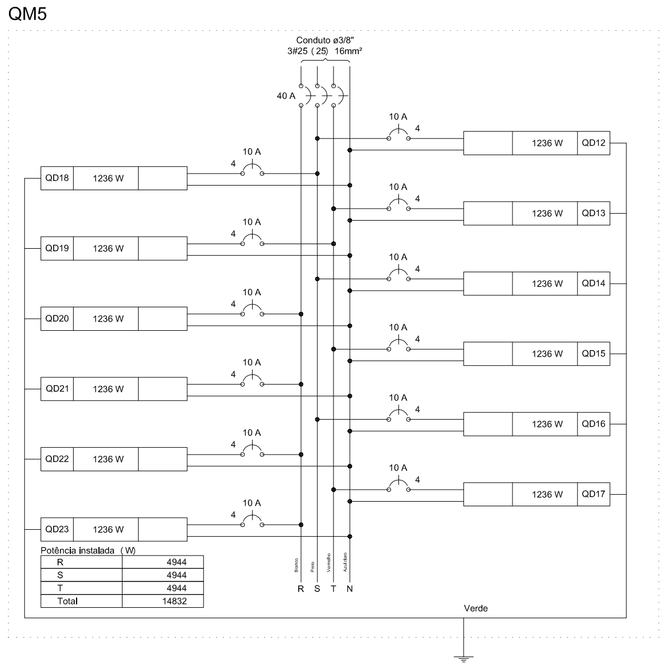

CAR
COMPANHIA DE DESENVOLVIMENTO E AÇÃO REGIONAL

Governo do Estado da Bahia

PROJETO ESPECÍFICO
MERCADO MUNICIPAL

PROJETO:
ELÉTRICO

PLANTA: QUADROS, DIAGRAMAS E LEGENDAS

NÚMERO: ELE 04/08

AUTORIA: FRANCISCO GILVAM JARDIM
CREA/PE: 12.085

VERSÃO REVISADA EM:

CICLOPE: 1499

DESENHO: TOMÁS SIMÕES

ESCALA: 1:100

DATA: DEZEMBRO/2017

MUNICÍPIO: AURELINO LEAL

FORMATO A1 - INTERNO: 801 x 574 mm.
EXTERNO: 841 x 594 mm.