S3=S9=S55

PLANTA
ESC 1:25

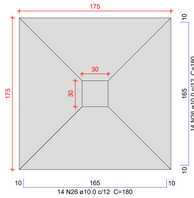

CORTE
ESC 1:25

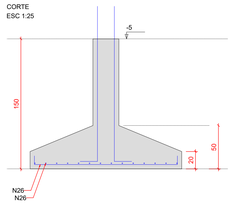

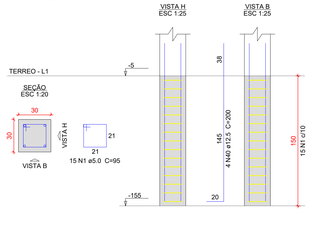

S4=S22

PLANTA
ESC 1:25

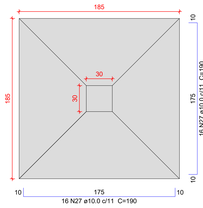

CORTE
ESC 1:25

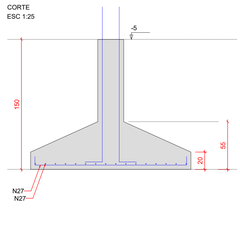

P4=P22

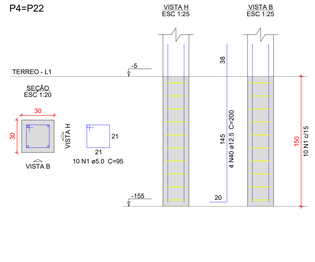

S5=S19=S44=S58

PLANTA
ESC 1:25

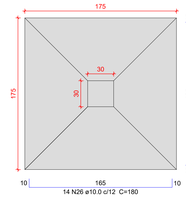

CORTE
ESC 1:25

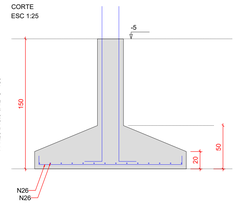

P5=P19=P44=P58

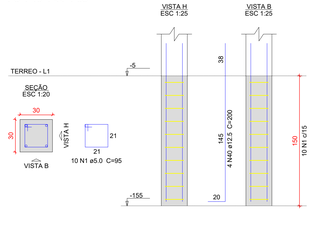

S6=S33

PLANTA
ESC 1:25

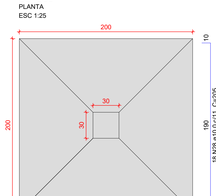

CORTE
ESC 1:25

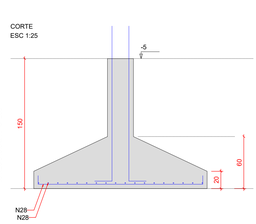

P6=P33

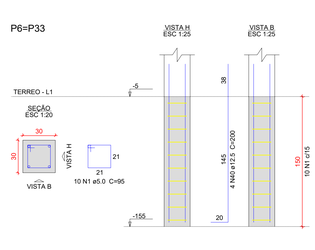

S7=S21=S26=S41=S42

PLANTA
ESC 1:25

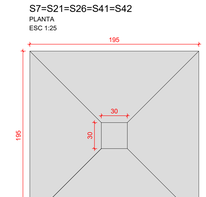

CORTE
ESC 1:25

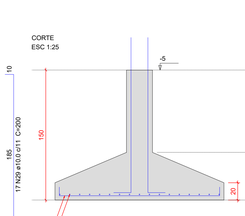

P7=P21=P26=P41=P42

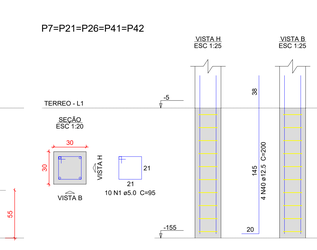

S8=S37=S56

PLANTA
ESC 1:25

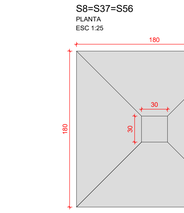

CORTE
ESC 1:25

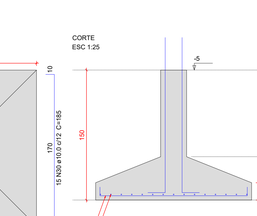

P8=P37=P56

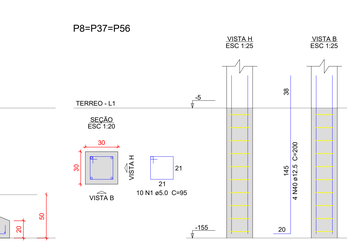

S10

PLANTA
ESC 1:25

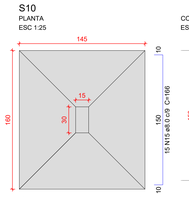

CORTE
ESC 1:25

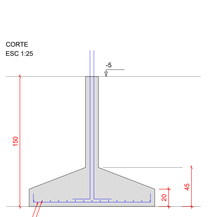

P10

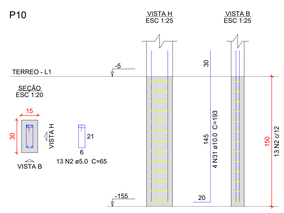

S11

PLANTA
ESC 1:25

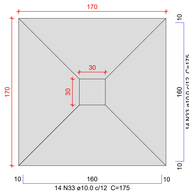

CORTE
ESC 1:25

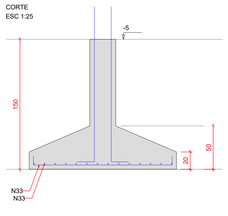

P11

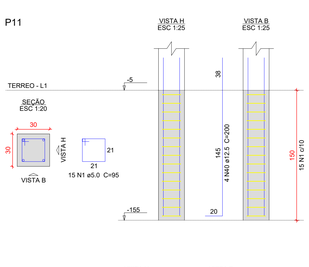

S12=S14=S15=S28=S29=S30

PLANTA
ESC 1:25

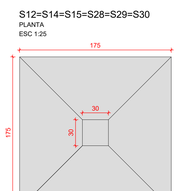

CORTE
ESC 1:25

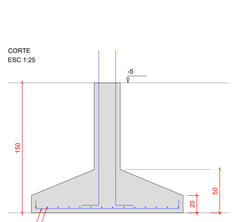

P12=P14=P15=P28=P29=P30

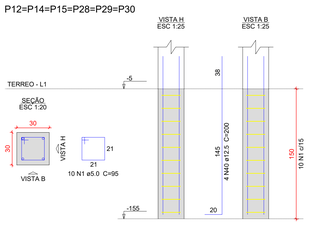

Relação do aço de todas as sapatas

AÇO	N	DIAM (mm)	QUANT	C.UNIT (cm)	C.TOTAL (cm)
CA60	1	5.0	555	95	52725
	2	5.0	26	65	1690
	3	5.0	52	75	3900
	4	5.0	8	125	1000
	5	5.0	26	83	2158
	6	5.0	26	67	1742
CA50	8	8.0	23	243	5589
	9	8.0	10	538	5380
	10	8.0	2	194	388
	11	8.0	2	443	886
	12	8.0	2	209	418
	13	8.0	23	205	4715
	14	8.0	10	461	4610
	15	8.0	30	166	4980
	16	8.0	128	156	19968
	17	8.0	30	146	4380
	18	8.0	60	151	9060
	19	8.0	26	131	3406
	20	8.0	22	146	3212
	25	10.0	8	63	504
	26	10.0	420	180	75600
	27	10.0	110	190	20900
	28	10.0	72	205	14760
	29	10.0	223	200	44600
	30	10.0	120	185	22200
	31	10.0	44	193	8492
	32	10.0	24	150	3600
	33	10.0	28	175	4900
	34	10.0	24	160	3840
	35	10.0	132	170	22440
	36	10.0	68	195	13260
	37	10.0	55	215	11825
	38	10.0	2	60	120
	39	10.0	144	165	23760
	40	12.5	200	200	40000
	41	12.5	4	75	300
	42	12.5	4	157	628
	43	12.5	56	239	13384
	44	12.5	26	229	5954
	45	16.0	2	156	312
	46	16.0	2	209	418

Resumo do aço

AÇO	DIAM (mm)	C.TOTAL (m)	PESO + 10 % (kg)
CA50	8.0	670	290.6
	10.0	2708.1	1836.5
	12.5	602.7	638.6
	16.0	7.3	12.7
CA60	5.0	632.2	107.2

PESO TOTAL (kg)
CA50 2778.6
CA60 107.2

Volume de concreto (C-35) = 69.03 m³
Área de forma = 162.52 m²

S13=S27=S35=S54

PLANTA
ESC 1:25

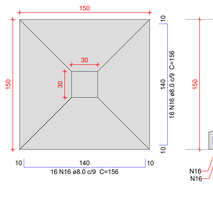

CORTE
ESC 1:25

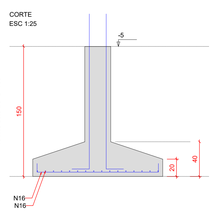

P13=P27=P35=P54

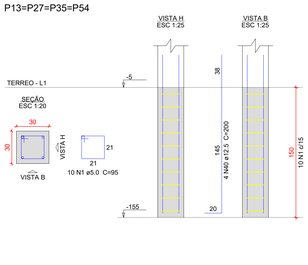

S16

PLANTA
ESC 1:25

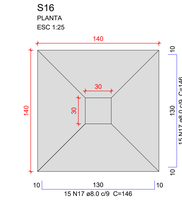

CORTE
ESC 1:25

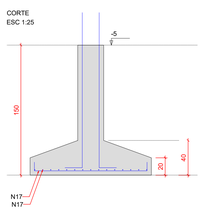

P16

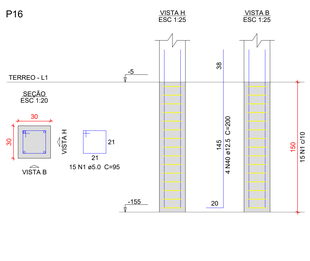

S17=S40

PLANTA
ESC 1:25

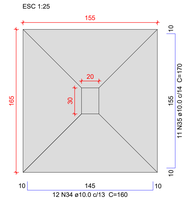

CORTE
ESC 1:25

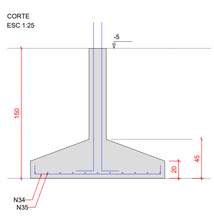

P17=P40

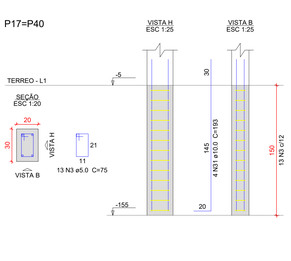

S18

PLANTA
ESC 1:25

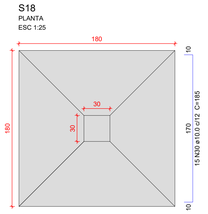

CORTE
ESC 1:25

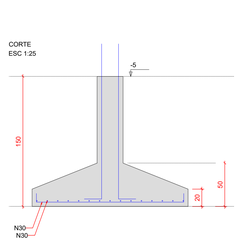

P18

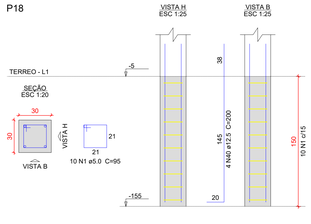

S20

PLANTA
ESC 1:25

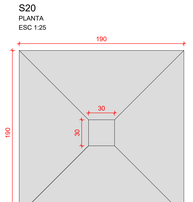

CORTE
ESC 1:25

P20

S25

PLANTA
ESC 1:25

CORTE
ESC 1:25

S23

PLANTA
ESC 1:25

CORTE
ESC 1:25

P23

S24=S39

PLANTA
ESC 1:25

CORTE
ESC 1:25

P24=P39

P25

NOTAS GERAIS

1. DIMENSÕES EM CENTIMETRO, BITOLAS EM MILIMETRO, EXCETO ONTE INDICADO DE OUTRA FORMA. AS COTAS DE IMPLANTAÇÃO DA OBRA BEM COMO AS COTAS E OS NÍVEIS DAS FORMAS DEVERÃO SER VERIFICADOS E ACEITOS PELO RESPONSÁVEL TECNICO DA OBRA ANTES DA EXECUÇÃO;
2. AÇO CA-50
   CONCRETO DA EDIFICAÇÃO: C35 (fck = 35 MPa)
   RELAÇÃO AGUA/CIMENTO = 0,60
   DIÂMETRO MAXIMO DO AGREGADO GRAÚDO: 19 mm;
3. VERIFICAR ARMADURAS DE ARRANQUE
4. CORRIMENTO MÍNIMO:
   SAPATAS: 5,0cm
   PILARES EM CONTATO COM SOLO: 4,5cm
5. AS BARRAS DE AÇO DEVERÃO SER CONVENIENTEMENTE LIMPAS DE QUALQUER SUBSTÂNCIA PREJUDICIAL A ADERÊNCIA, RETIRANDO-SE AS ESCAMAS EVENTUALMENTE DESTACADAS POR OXIDAÇÃO. AINDA: AS BARRAS EXCESSIVAMENTE DANIFICADAS DEVERÃO SER DESCARTADAS;
6. JUNTAS DE CONCRETAGEM: QUANDO O LANÇAMENTO DO CONCRETO FOR INTERROMPIDO E, ASSIM, FORMAR-SE UMA JUNTA DE CONCRETAGEM, DEVE-SE, ANTES DE INICIAR O LANÇAMENTO DO CONCRETO FRESTO, REMOVER A NATA E LIMPAR A SUPERFÍCIE DA JUNTA, DURANTE A CONCRETAGEM O CONCRETO DEVERÁ SER PERFEITAMENTE ADENSADO ATÉ A SUPERFÍCIE DA JUNTA;
7. TODAS AS ESTRUTURAS EM CONTATO COM O SOLO DEVEM SER ISOLADAS COM UMA CAMADA DE CONCRETO MAGRO DE NO MÍNIMO 5 cm (TRAÇO USUAL 1:8) ENTRE O SOLO E A ESTRUTURA;
8. O SOLO SOBRE AS FUNDAÇÕES DEVE SER COMPACTADO;
9. TODOS OS NÍVEIS INDICADOS NO PROJETO ESTRUTURAL REFEREM-SE AO NÍVEL 0.00 DO PROJETO ARQUITETÔNICO;
10. ESCORAMENTO E FORMAS DEVEM SER RETIRADOS SEM CHOQUES EXCESSIVOS.

R00	15/10/2026	EMISSÃO INICIAL			

Nome do Empreendimento
UBS II

Endereço do Empreendimento
RUA ENÉAS FONSECA, S/N - ESTÂNCIA AZUL, VALENÇA/BA

Título do desenho
DETALHAMENTO DAS SAPATAS DO EDIFÍCIO PRINCIPAL (1/2)

Disciplina
FUNDAÇÃO

Etapa
PROJETO EXECUTIVO

CONSÓRCIO SAÚDE
CONCREMAT | MEP

Projetista e coordenador
CONSÓRCIO SAUDE CONCREMAT-MEP - CNPJ 60.255.454/0001-35
RUA JOAQUIM PALHARES, no. 40, ANDAR 5 - RIO DE JANEIRO/RJ - CEP 20.260-060
FONE (21) 3535-4131

Responsável Técnico pelo Projeto Executivo
MURILO MATOS CONCEIÇÃO
Engenheiro CREA/BA nº 300080/D

Especialidade: EST
Prancha: 02/05
Revisão: R00
Escala: INDICADA

AO (1189 X 841 mm)